

Customer Support

Software Release Bulletin

Date of Issue: 18/09/2025

Product: MVC FFLEX
Version no.: 2.0.29.0

MVC FFLEX

Version 2.0.29.0

Release Type: Major

Key Features

- Glove Mode added to improve user experience when wearing multiple layers
- Improved status information for users through messaging and lighting
- Power up mini-purge added to mitigate the risk of existing fumes in a cabinet left closed for period
- Screen hangs/lockup improvements
- Improved RH control
- WDT Error message after period of idle state fully resolved

Note: There is also a new version of the FFLEX LogViewer software (V1.0.26.0) at the same location on our Portals available for download.

Installation Instructions:

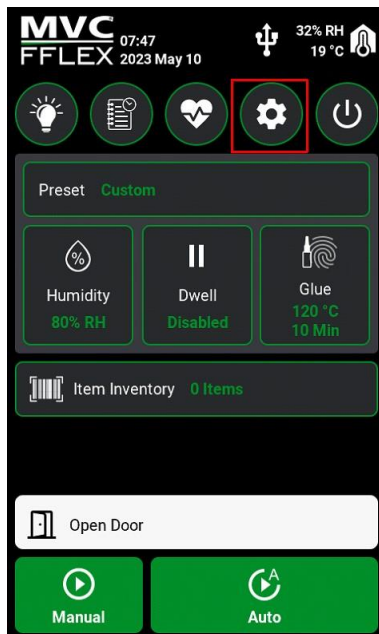
1. Log into the Distributor Website or Customer Portal as appropriate, navigate to the relevant product area, select the Software Updates drop down and Click the 'Download' button next to the 'SW Release' to download the zip file. Version numbers within the installation process are representative only.

MVC® FFLEX Range

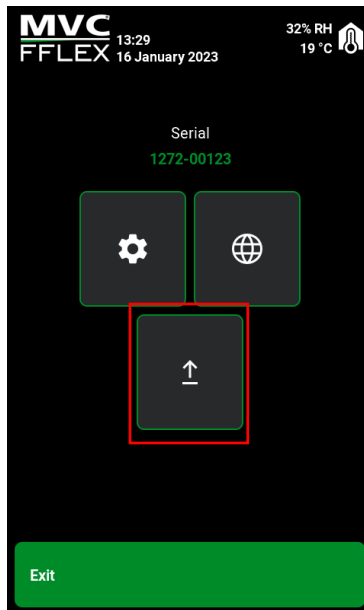
The MVC FFLEX Range builds on tried and trusted MVC technology to offer innovative new user-focussed features that will optimise results, increase laboratory efficiency, and provide complete end-to-end control of the fingerprint development process. View [MVC FFLEX L](#), [MVC FFLEX M](#) or [MVC FFLEX S](#) at fosterfreeman.com.

User Manuals	+
Software Updates	-
MVC FFLEX S/M/L	-
MVC FFLEX S/M/L (v2.0.0) & FFLEX LogViewer (v1.0.20) Software Release Bulletin 27-05-25 1 file(s) 260.62 KB	DOWNLOAD
MVC FFLEX S/M/L SW Release v2.0.0 27-05-25 1 file(s) 4.25 MB	DOWNLOAD
FFLEX LogViewer SW Release v1.0.20 27-05-25 1 file(s) 407.45 MB	DOWNLOAD

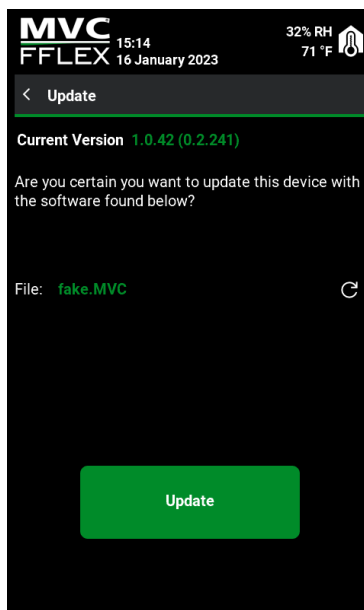
2. Once downloaded, extract the file to a folder location.
3. Copy the update file (*.MVC) to a USB device (formatted as FAT32) and ensure it is on the root of the drive.
4. Power on the MVC FFLEX®
5. Locate the USB port underneath the control screen and insert the USB device
6. Navigate to the settings menu
7. Select the settings icon from the main screen



8. Select the update icon from the settings menu



9. Select Update and allow the unit to upgrade. Once complete, remove the USB device from the unit



This version contains the following enhancements and fixes:

ID	Change	Work Item Type
14472	Admin/User profiles for FFLEX software added	Change Request
15703	FFLEX Validation Targets - successful run software check-box added	Change Request
15705	FFLEX M&S customer request - glue amount input to 2nd decimal place	Change Request
16064	FFLEX M&S customer request - Ability to export logs per day	Change Request
18508	Enable colour change of the LEDs	Change Request
20484	Error messaging improvement	Change Request
21726	RH sensors 2&3 given increased tolerance	Change Request
21928	Spanish translation of 'Dwell' correction	Change Request
24387	Additional FFLEX Operation Mode for colour change just before glue cycle	Change Request
24687	Improved display messaging for clarity as to status	Change Request
24927	Italian language wrongly displayed	Change Request
25367	Engineering service menu improvements	Change Request
26225	Spanish Translations for Polycyano and Cyanoacrylate corrected	Change Request
27763	Minor static/pixel noise on control panel screen	Change Request
29377	Glove Mode added to support multi-layer glove sensitivity of display	Change Request
22183	Display lock-ups improvement	Bug
25087	Auto or Manual cycle being stuck in humidifying stage	Bug
25517	MVC Log Viewer -Cut off text	Bug
28363	Admin mode – Crash issue	Bug
29719	Logs - Device version correction	Bug
18742	Add admin page to settings	Software Task
18744	Add admin settings data either to own or existing setting data.	Software Task
18745	Add new types for success / failure validation targets in inventory, allow user to select in logs	Software Task
24265	High Humidity Check improvement	Bug
19462	Rescan feature isn't updating .MVC file present on the USB stick on the cabinet.	Bug
23532	FFLEX S - Date and Time (Year) correction	Bug
23585	Glue settings temperature - Fahrenheit	Bug
23591	Wrong "Date Modified" date created when exporting logs	Bug
23880	Opening the door while the glue temperature is above 110°C – clarity of status	Bug
23926	Power loss recovery timer correction	Bug
23996	Text overlapped - Spanish	Bug
23997	Skipping fuming and humidifying stage	Bug
24076	USB stick to update the software not picked up	Bug
24212	Sorting the logs according to dwell value - MVC Log viewer	Bug
25079	If the RH setpoint is below the RH humidity in the cabinet, it causes it to be stuck on humidifying stage	Bug
25366	Using emergency purge button when on 'Logs' menu screen	Bug
25507	Screen freezing randomly while using the software	Bug
25570	'Fluorescent cyanoacrylate disabled' translation cut off in confirm start menu	Bug

ID	Change	Work Item Type
27389	Progress bar jumping from 'Holding' back to 'Humidifying'	Bug
27488	MVC Log Viewer - Glue Temperature	Bug
27649	FFLEX does not respond if interrupted while being updated.	Bug
28126	Cycle being stuck on humidifying stage	Bug
28250	Barcode reader - Scanning barcodes cause the unit to crash	Bug
28251	RH value above setpoint	Bug
29166	Water running out during fuming stage gives no message to user	Bug
29246	Forcing the door open when in humidifying stage – confused messaging	Bug
29318	Purge Time on FFLEX L showing 16 and should be 20	Bug
29370	'Fault Occurred' when running a cycle during 'mini-purge' bleeps	Bug
29412	Incorrect behaviour when using emergency purge button during cycles	Bug
31153	Sometime the status for "Allow Log Deleting" is missing in the Admin settings.	Bug
31160	Russian, Italian language - Admin settings correction	Bug
31781	Watchdog Timer Error following idle state duration	Bug
32712	Updated Spanish strings	Bug